



OMEGA[®]

C A B I N E T R Y

SELECTION GUIDE



YOUR STYLE. YOUR WAY.

BEAUTIFULLY YOURS.

With options and opportunities to pique your interest, choosing your preference couldn't be easier with Omega. Peruse our beautiful doors, arranged from plain to ornate. Then look to our finish options, sure to delight your senses. Go ahead—dream and scheme while planning your beautiful reality!

-
- ■ standard door offering
 - ■ selectable overlay, drawer fronts, & outside profiles
 - custom designed doors
 - ■ inset doors
 - 1" thick inset doors
 - ■ metal doors
 - ■ resin + glass inserts
 - ■ mullion doors

■ *Pinnacle Series*

■ *Dynasty Series*



SOLID REVERSED RAISED PANEL AND SLAB DOORS



Vail
A 2




Plainfield
A * 3



Morris
A * 4



Monterey
A * 4



Mission ♦
A * 3



Madrid
A * 4



Marion
A * 3



Benson
A * 3



Plymouth
A * 4



Ultima
A * 3



Wyatt
A * 4



Woodward
J * 5



Cayhill
D 4



Clayton
C * 5



Cottage
A * 5



Loring
D * 5



Lyssa
D * 5



Beckwith
D * 5



Perin
H * 6




Conklin
H * 6



Riff
H * 6



Tunisia
B * 6



Bancroft
J * 5



Haverhill ♦
D 5



Hanover
D 5



Richfield
L 7



Brighton ♦
J * 5



Marco
N 5

SOLID RAISED PANEL DOORS



Portage
C*5



Buckingham♦
A*4



Wakefield
J*5



Lodge
A5



Brookside Square
C4



Brookside Arch
C4



Brookside Cathedral
C4



Wellington Square♦
C2



Wellington Arch♦
C2




Wellington Cathedral♦
C2



Lynnville
C*5



Prescott
A5



Danville
A5



Guthrie
J*6



Denison
L6



Hollibrune
D*5



Clio
D*6



Province
F*6



Winthrop♦
J*5



Highland
G*6



Destin
F5



Sanibel
J5



Kentwood
C*7



Artesia
F7



Melbourne
M7

WONDERING WHAT THOSE CODES MEAN?

Flip to the back cover and you will find the key to our door and finish codes found throughout this selection guide. Simply flip open, and the information is at your fingertips as you make your cabinetry selection.

VENEER FLAT PANEL AND SLAB DOORS



Pennison
P * 3




Desoto
P * 3



Tarin
P * 3



Puritan
E * 1



Mecca
E * 2



Blair
E * 1



Pezzo
K 4




Milena
E * 1



Manor
E * 1



Williamsburg
K * 3



Renner
E * 1



Metro
E * 4



Laroche
E * 5



Barrington
K * 3



Delray
K 3



Provincial
K * 3



Heritage
E 3



Salona
K 3



Anson
K 5



Brentwood
G * 5



Marco
N 5



Cancun
O * 7



Fontaine
E 0




Holton
E 0




Hinson
E 0

SPECIALTY MATERIALS DOORS



Ricci**
S 4



Nella**
T 4

OPAQUE MDF DOORS



Valencia Arch•
R 3



Venice Square
R 3



DETAILS MAKE A DIFFERENCE

CHOOSE THE LOOK YOU LOVE

Love everything about a door except the surrounding edge profile? Or maybe you'd rather have a different style of drawer front? Omega allows you to choose the overlay, drawer front style, and outside edge, creating a look that is uniquely yours. Your Omega Designer will tell you how!

Additional drawer front options available. See your Omega Designer for more information.



5-Piece flat



Slab



5-Piece raised



Decorative slab



profile AH

profile S

profile W

profile F

profile A

profile M

EXCLUSIVE TO YOU

Looking for something more? Perhaps you've spied a style you'd love to live with—but just can't seem to locate. Your Omega Designer will work within our Pinnacle Series to create the look that lives in your mind's-eye, enjoying the freedom of creativity with Omega.






style PURITAN NO BEAD INSET
specie CHERRY
finish TRUFFLE

INSET DOOR STYLES

INSET DOORS

Capture the tradition and beauty of inset door styling exactly as you desire. Our options include a slab or five-piece drawer head, hidden or exposed hinges, and beaded moulding, as well as a 1" thick frame and door option to appeal to the most discerning homeowners. Insets are available in our standard finishes offering, including opaques, and are a classic indicator of fine craftsmanship.



Beaded

No Bead

See pages 4-6 to view which door styles are available in inset styling. Look for the ✪ symbol.

1" THICK INSET DOORS AND FACE FRAMES

For the most discerning palates, consider our nine door styles available in both Beaded and Non-Beaded Inset options. Due to their unique designs, these door styles are mounted in a thicker, one inch face frame. The added depth allows for more detail in the profile and a finer, furniture-quality appearance. Available for Omega Pinnacle Series only.



Adagio ✪
A 4

Bravura ✪
A 4

Calendo ✪
A 5

Feuring ✪
A 4

Forza ✪
A 4



Legato ✪
A 5

Nonet ✪
A 4

Tacet ✪
A 4

Trema ✪
A 5

style LYSSA
specie MAPLE
finish CUSTOM COLOR

style RAZZLE
specie STAINLESS STEEL



METAL DOORS

STAINLESS STEEL DOORS

If Modern styling is your mantra, you'll find that sleek sophistication is easy to evoke with the cool vibe of our stainless steel doors and drawer fronts. Available in 3 styles—collected and cool—you'll love what a little attitude adjustment will do for your room.



Dazzle♦

Razzle♦

Sizzle♦

ALUMINUM FRAME DOORS AND INSERTS

For a similar look with a different twist, choose Aluminum Frame Doors and Inserts that offer options for a variety of inserts. Choose from glass styles with varying degrees of opacity, or select laminate or acrylic inserts that bring plenty of panache.



Facet
(shown with Brushed
Stainless Metal Laminate)

Fusion
(shown with Brushed
Stainless Metal Laminate)



Brushed Stainless
Metal Laminate

Clear Glass

Listral D

Platinum Ice Acrylic



Reeded Glass


Satin Glass

White Backpainted
Glass

DOOR INSERTS

Reflect a look you love, with inserts in resin or glass—from opaque to translucent. Choose from natural materials set into resin or tactile resin patterns, as well as glass inserts that feature textures and motifs culled from great architectural styles.

RESIN INSERTS



Bamboo Rhythms



Meadow



Oriana



Parchment



Reflections



River Reed



Sahara



Silhouette



Tropical

GLASS INSERTS



Chateau



Gallery




Pavilion



Portico



Usonian



Beveled



Clear




Clear Artique




1/8" Reeded




1/2" Reeded



Rice Paper - Light



Satin Frost



Seedy on Clear

MULLION DOORS

Nothing says “beautiful design detail” like a mullion door, combined with a glass or resin insert in clear or translucent. Our many styles allow you to create the precise look you want, from classical to deco, farmhouse to modern—or make your own special mix.

MULLION DOORS



Style A



Style B



Style D




Style H




Style I



Style J



Style K




Style L



Style M




Style N



Style Q



Style T



Style V



Style W



Style Y



Style Z

TINT. TEXTURE. TRANSFORM.

DREAM IN COLOR.

Choose from seven species and a variety of specialty materials for a look that speaks to you. Top those with stains, paints and textured finishes that range from traditional coloration to trending chromas that exude lasting appeal. Look to Omega as your leader for glaze detailing and applied techniques for capturing your essence of the perfect home.

-
- ■ standard finish offering
 - ■ glazing
 - ■ brushed finishes
 - iced top coat
 - additional finish techniques
 - ■ specialty effects
 - ■ custom opaques
 - custom stains or techniques

■ *Pinnacle Series*

■ *Dynasty Series*






ALDER AND RUSTIC ALDER FINISHES



CHERRY AND RUSTIC CHERRY FINISHES




MAPLE FINISHES




OAK AND RUSTIC OAK FINISHES



QUARTERSAWN OAK FINISHES



OPAQUE FINISHES: AVAILABLE ON MAPLE, OAK AND MDF*




* When opaque finishes are ordered, the door center panel may be constructed of Medium Density Fiberboard (MDF), except when Heirloom, Vintage Touch, Antiquing, or any finish that includes physical distressing are specified. MDF provides a smoother finish when painted, and is more resistant to warping, expansion, and contraction.

PECAN AND RUSTIC PECAN FINISHES




WALNUT FINISHES




SPECIALTY VENEER FINISHES FULL ACCESS ONLY


BAMBOO FINISHES




WENGE FINISHES



HIGH GLOSS LAMINATE



TEXTURED LAMINATE





specie MAPLE
finish ALMA
glaze CARMEL

GLAZE OPTIONS

FINISH DRY GLAZES



Pewter
(shown on Autumn)



Coffee
(shown on Mandarin)

FINISH WET GLAZES



Bronze
(shown on Autumn)



Porcelain
(shown on Autumn)




Onyx
(shown on Mandarin)

Nearly every stain is available with a selection of light or dark glaze options, allowing you to choose the look that works best for your project. Dry glazes are meant to highlight and accentuate the profiles of a door, while wet glazes deepen the overall tone of the underlying stain.


OPAQUE DRY GLAZES



Caramel
(shown on Oyster)



Coffee
(shown on Oyster)



Pewter
(shown on Oyster)

OPAQUE BRUSHED GLAZES



Amaretto/Cappuccino♦
(shown on Oyster)



Cognac/Hazelnut♦
(shown on Oyster)

Adding dry or brushed glazes to opaque finishes is perfect for creating the illusion of a well-loved piece. While dry glazing is meant to highlight profiled areas of a door, a brushed glaze effect adds another level of artisan craftsmanship with every brush stroke.

style LORING
specie QUARTERSAWN OAK
finish PORCH SWING
finish technique BRUSHED SEPIA



SPECIALTY FINISH TECHNIQUES

BRUSHED FINISHES

This beautiful technique consists of a base color that is touched with a directional brush stroke. Applied by hand, this finish creates unparalleled depth and movement to the final product. Finish combinations present looks that range from aged or weathered, to a modern contemporary feel. Choose from the rich black tones of Brushed Ebony or the lush brown nuances of Brushed Sepia for a subtle finish treatment. Carefully applied by hand, brush strokes follow the directional wood grain of the selected door.




No Brushed Finish
(shown on Pearl)

Brushed Ebony
(shown on Pearl)

Brushed Sepia
(shown on Pearl)

ICED TOP COAT

With its subtle opalescence, our exclusive top coat transforms any finish, glaze or opaque, giving it a unique shimmer. It is applied to the entire exterior unit, not only doors and drawers. This gentle layer of frosting is so distinctive that we recommend you look at an actual sample to appreciate its full effect. Available for Omega Pinnacle Series only.



Battleship

Iced Battleship

Cherry Smokey Hills

Iced Cherry Smokey Hills

ADDITIONAL TECHNIQUES AVAILABLE

Take your cabinetry finish wish list to the next level within our Pinnacle Series. For applied moulding door styles, we're happy to add a Second Color. Perhaps you'd prefer a Matte Top Coat or maybe a Hand-Rubbed Furniture Finish?—Ask your Omega Designer how.



style ARTESIA
specie MAPLE
finish technique BLACKBERRY

style ARTESIA
specie CHERRY
finish BURGUNDY

SPECIALTY EFFECTS

ANTIQUING AND VINTAGE TOUCH

Antiquing creates heirloom appeal by using lighter & fewer effects than Vintage Touch. The antiqued look of natural wear is achieved by lightly sanding and softening profiles, applying realistic looking worm holes, light dents & chiseling with randomly scraped profiles. All special effects are applied prior to finish. The underlying wood is not exposed with this technique.

Vintage Touch creates vintage appeal by randomly distressing the wood with dents, rasping, speckling, applying worm holes, and features the sand over of profiles before and after finish exposing the underlying wood. A gray toned edging is applied to soften the exposed areas creating a look that simulates the natural wearing of wood resulting from years of use.

FINISH TECHNIQUE	DISTRESSING	SAND OVER	SAND THROUGH	SPECKLING	WORM HOLES
Antiquing	•	•			
Vintage Touch	•	•	•	•	•

FINISHES WITH SPECIAL EFFECTS

Enjoy a unique group of finishes paired with striking special effects. Omega has carefully considered door style, stain color and glaze pairing along with Vintage Touch methodology and Antiquing, resulting in a dramatic presentation that truly shows the possibilities that Omega offers.



Heirloom Black Blackberry Bristol Rococo Camelot ♦ Bungalow ♦ Tuscany ♦ Burnt Sienna ♦ Baroque ♦ Renaissance ♦

50821L

PT 50831

PT 50834

PT 50835

PT 50838

PT 50830

PT 510918

PT 50529

PT 50831
PT 50834
PT 50835

CUSTOM COLORS

CUSTOM OPAQUES

Dream in color, we'll make it come true! With two levels of color selection to choose from, your Omega Designer will guide you in the right direction. Our Dynasty Series offers the breadth of colors available from any national paint manufacturer, while the Pinnacle Series takes you beyond the realm. Supply a fabric swatch or artifact to match and custom color has a whole new meaning with Pinnacle.



CUSTOM STAINS AND TECHNIQUE

Perhaps you've come upon a wood stain or particular technique that has become the object of your desire. Supply a minimum 6" x 6" solid wood sample and Omega will produce a door to match within our Pinnacle Series. We'll send half to you for approval, while we keep the other for reference. See your Omega Designer for details.

QUALITY EXECUTION.

THAT'S WHAT DRIVES OMEGA.

Sincere effort and skilled execution are at the forefront of what we do, with master craftsmen and women who are truly artisans of their trade. We build beautiful cabinetry day in and day out, with the intention that you'll love your finished product and enjoy the everyday excellence of Omega.

PINNACLE SERIES *Raising the bar for luxurious living, you'll love the details and features that custom cabinetry has to offer.*

DYNASTY SERIES *Enjoy Omega's high quality standard, while keeping your dreams within reach.*






OMEGA
CABINETS

OMEGA
CABINETS



ROUGH MILL
MOULDERS
DEPT 130



BUILDING A PASSION FOR WHAT WE DO.

1. IN THE BEGINNING.

We start with raw wood. Lumber—in board feet and a variety of species—right off the truck and into our Rough Mill. This is where your cabinetry begins. Meticulously sorted, expertly milled and then hand-crafted into a work of art.

2. THE BEST TOOLS OF THE TRADE.

Selecting the best tool for a task doesn't always mean choosing high technology. At Omega, we match device to assignment, knowing that often, time-honored methods are best.

3. OUR PEOPLE ARE OUR GREATEST ASSET.


Skill and sensibility is what makes our product great. The human touch that goes into every piece with precision and thoughtfulness is non-negotiable.

4. FURNITURE QUALITY AS STANDARD.

We build cabinetry on the order of fine furniture. Expect dovetailed joints on drawers, drawer glides that move quickly and smoothly, and gently close with a push of a fingertip.

5. CARE AND CRAFTSMANSHIP, IT'S OUR BOTTOM LINE.

Painstaking care with an eye for detail, it's evident in everything we do. We value the folks that build our products, and you'll appreciate the conscious effort applied to every project.



OMEGA CONSTRUCTION DETAILS

At Omega, we offer beautiful choices for creating a look you'll love, along with the financial allocation that you desire to attribute to your project. The appropriate construction platform selection is something that you'll want to discuss with your Designer as you choose between Pinnacle Series, Dynasty Series and Dynasty Series Full Access. Each features the same good looks, yet offers distinctive differences tailored just for you.

PINNACLE SERIES

Perfect for projects that require custom doors, colors or special effects, or those few door styles which are only available in Omega Pinnacle Series. Featuring over 128 modifications and custom quoting. Lead time: 6-8 weeks.*



DYNASTY SERIES FRAMED AND INSET

The Dynasty Series features most of the same door profiles available with Pinnacle, and boasts 45 modifications plus up to 5 Pinnacle cabinets within an order. Construction differences resulting in a bit lower price point. Lead time 4-6 weeks.*



DYNASTY SERIES FULL ACCESS

A full complement of door styles plus the addition of modern material options pair with Full Access construction for a sleek look. Enjoy over 40 modifications and custom quoting. Lead time 4-6 weeks.*



		PINNACLE SERIES	DYNASTY SERIES	DYNASTY SERIES FULL-ACCESS
DOORS	3/4" solid hardwood doors and a variety of other solutions	•	•	•
	1" thick inset hardwood doors	•		
FRAMES	3/4" solid hardwood face frames	•	•	
DRAWER	5/8" dovetailed hardwood drawer and plywood bottom		•	•
	5/8" dovetailed specie drawer with detailed top edges and plywood bottom	•		
	Soft-close, full-extension glides on drawers and roll-out trays	•	•	•
SHELVING	3/4" thick furniture board shelves		•	•
	3/4" thick plywood shelves with veneer front edge banding		optional	optional
	3/4" thick plywood shelves with 1/4" solid hardwood front edge banding	•		
CABINET FLOOR	3/8" floor		•	
	1/2" floor	•		
	3/4" floor			•
CABINET SIDES	1/2" sides		• (on designer, full, and classic overlay)	
	3/4" sides	•	• (on inset and cabinets taller than 96")	•
CABINET TOPS/ COVERS	3/4" top			•
	1/2" dust Cover on all base cabinets (except sinkbases)	•		
HINGES	Integrated Soft-Close hinges	•	•	•
CABINET INTERIORS	Natural Maple Melamine Cabinet Interiors on stained product White Melamine Cabinet Interior on opaque product		•	•
	Stained or Natural Maple Veneer Interiors on stained product Opaque Interior available on opaque product	•		
CABINET INTERIORS FOR PREP FOR GLASS/ MULLION DOORS	Stained Maple Interior on stained product		•	•
	Species Interior on stained product	•	optional	optional
	Matching Opaque interior on opaque product	•	•	•
	Contrasting Interior Color option	optional		
CABINET ENDS	Multiple finished end treatments	•	•	•
DOOR OPTIONS	Selectable drawer front, and outer profile options available on applicable door styles	•	•	•
	Selectable overlays	•	•	
	Custom Door Configuration	optional		
FINISH OPTIONS	Custom opaque color match capabilities	•	•	•
	Custom stain, or technique color match capabilities	•		

MORE OPTIONS ARE AVAILABLE THAN SHOWN. SELECTABLE OVERLAY, DRAWER FRONT, AND OUTSIDE PROFILE OPTIONS AVAILABLE ON MOST DOORS.

See your designer for details.

- Ⓐ Available in A, C, M, O, P, QSO, RA, RC, RO, RP, W
- Ⓑ Available in A, C, M, O, P, QSO, RA, RC, RO, RP
- Ⓒ Available in A, C, M, O, P, RA, RC, RO, RP, W
- Ⓓ Available in A, C, M, O, P, QSO, RC, W
- Ⓔ Available in A, C, M, O, QSO, RA, RC
- Ⓕ Available in A, C, M, O, P, RA, RC, W
- Ⓖ Available in C, M, O, P, QSO, RC, W
- Ⓗ Available in A, C, M, O, P, QSO, W
- Ⓘ Available in A, C, M, O, RA, RC, W
- Ⓙ Available in A, C, M, O, P, RC, W
- Ⓚ Available in A, C, M, O, RA, RC
- Ⓛ Available in C, M, O, P, RC, W
- Ⓜ Available in A, C, M, O, P, RC
- Ⓝ Available in A, C, M, O, RC
- Ⓞ Available in C, M, RC
- Ⓟ Available in B, C, M, QSO, W, WG
- Ⓠ Available in M
- Ⓡ Available in MDF
- Ⓢ Available in HL
- Ⓣ Available in TL
- ★ Available in Inset

A: Alder

B: Bamboo

C: Cherry

M: Maple

O: Oak

MDF: MDF

HL: High Gloss Laminate

TL: Textured Laminate

P: Pecan

QSO: Quartersawn Oak

RA: Rustic Alder

RC: Rustic Cherry

RO: Rustic Oak

RP: Rustic Pecan

W: Walnut

WG: Wenge

① Price column 0

② Price column 1

③ Price column 2

④ Price column 3

⑤ Price column 4

⑥ Price column 5

⑦ Price column 6

⑧ Price column 7

◆ Only available in Omega Pinnacle Series

• Not available in Full Access Construction

** Not available in Omega Pinnacle or Dynasty Series

DREAM. SEEK. ACHIEVE.

On the reverse side, you will find the key to our door and finish codes found throughout this selection guide. Simply flip open, and the information is at your fingertips as you make your cabinetry selection.



omegacabinetry.com

OMEGA[®]

C A B I N E T R Y

Styles, product availability and construction may vary slightly from those shown in this catalog due to material availability and/or design evolution. Specifications are subject to change without notice. For more details, please see www.omegacabinetry.com or contact your designer.

Product photography and illustrations have been reproduced as accurately as printing technologies permit. To ensure highest satisfaction, we strongly recommend you view an actual sample for best color, wood grain and finish representation. © 2016 MasterBrand Cabinets, Inc. All rights reserved. Omega is a registered trademark of MBCI.

LITOMSF16 ©2016 Omega Cabinetry 2016-03/MOS/34.4M

